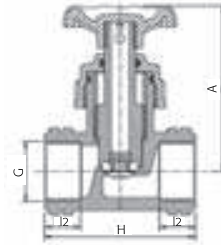


Threaded Stoptap
(Seal NBR)

03405

Robinet à soupape droite (joint NBR)
Válvula de línea rosca hembra (juntas NBR)

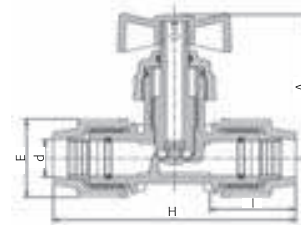


Size G x G	H	I2	A	UB	UC	W
3/4" x 3/4"	78	18	92	5	140	115
1" x 1"	82	20	92	5	120	129

Compression Stoptap
(Seal NBR)

03407

Robinet à soupape droite, embouts compression (joint NBR)
Válvula de línea compresión (juntas NBR)

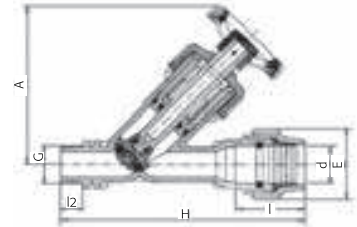


Size G x G1	E	H	I	A	UB	UC	W
20 x 20	48	147	58	101	5	100	160
25 x 25	54	157	60	91	5	80	190
32 x 32	64	163	70	95	5	60	250

Angle Seat Valve
(Seal NBR) Threaded x Compression

03048

Robinet à soupape oblique, embouts filetés/compression (joint torique NBR)
Válvula de asiento angular - compresión - rosca macho - juntas NBR

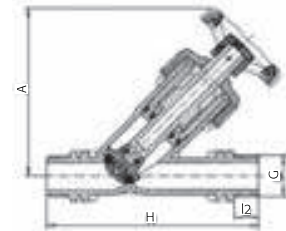


Size G x G	E	H	I	I2	A	UB	UC	W
20 x 1/2"	48	172	58	16	—	113	100	176
25 x 3/4"	54	187	60	18	—	121	80	238
32 x 1"	64	212	70	20	—	140	50	360
40 x 1 1/4"	82	258	86	22	—	180	26	618
50 x 1 1/2"	96	296	98	22	—	207	17	939
63 x 2"	113	338	112	26	—	246	10	1518

Angle Seat Valve
(Seal NBR) Threaded Inlet & Outlet

03047*

Robinet à soupape oblique, (joint NBR) embouts filetés
Válvula de asiento angular, (sello NBR) roscas macho



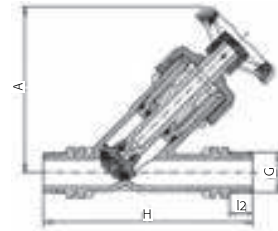
Size G x G	H	I2	A	UB	UC	W
1/2" x 1/2"	134	16	113	5	120	136
3/4" x 3/4"	151	18	121	5	100	191
1" x 1"	170	20	140	—	70	280
1 1/4" x 1 1/4"	200	22	180	—	40	474
1 1/2" x 1 1/2"	225	22	207	—	24	733
2" x 2"	254	26	246	—	15	1208

* Available with NPT thread
* Disponible fileté NPT
* Disponible con rosca NPT

Angle Seat Valve
(Seal FPM) Threaded Inlet & Outlet

03049*

Robinet à soupape oblique, (joint FPM) embouts filetés
Válvula de asiento angular, (sello FPM) roscas macho



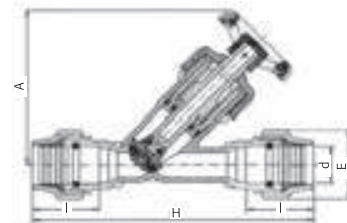
Size G x G	H	I2	A	UB	UC	W
1/2" x 1/2"	134	16	113	5	120	136
3/4" x 3/4"	151	18	121	5	100	191
1" x 1"	170	20	140	—	70	280
1 1/4" x 1 1/4"	200	22	180	—	40	474
1 1/2" x 1 1/2"	225	22	207	—	24	733
2" x 2"	254	26	246	—	15	1186

- * Available with NPT thread
- * Disponible fileté NPT
- * Disponible con rosca NPT

Angle Seat Valve
(Seal NBR) Compression Inlet & Outlet

03046

Robinet à soupape oblique, (joint NBR) Embouts compression
Válvula de asiento angular, (sello NBR) compresión

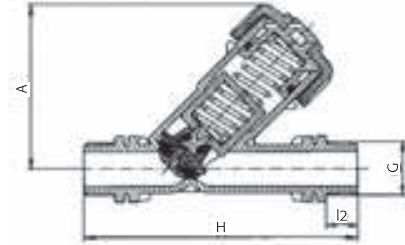


Size d x d	E	H	I	A	UB	UC	W
32 x 32	64	254	70	140	—	40	438

Check Valve
(Seal EPDM) Threaded Inlet & Outlet

03067*

Soupape de retenue, (joint EPDM) embouts filetés
Válvula antirretorno, (sello EPDM) roscas macho



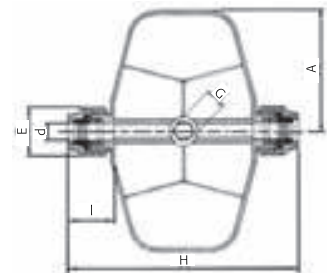
Size G	H	I2	A	UB	UC	W
3/4" x 3/4"	151	18	92	5	140	141
1" x 1"	170	20	106	5	100	229
1 1/4" x 1 1/4"	200	22	134	—	55	382
1 1/2" x 1 1/2"	225	22	155	—	35	586
2" x 2"	254	26	182	—	20	975

- * Available with NPT thread
- * Disponible fileté NPT
- * Disponible con rosca NPT

Tee Stabilizer with
Threaded Female Offtake

07240

Té stabilisateur avec dérivation fileté femelle
Te estabilizadora con rosca hembra



Size d x G x d	E	H	I	I2	A	UB	UC	W
16 x 1/2" x 16	39	271	50	18	151	1	22	296
20 x 3/4" x 20	48	278	54	20	151	1	22	322
25 x 3/4" x 25	54	284	55	20	151	1	22	344